



SLIM

DOUBLE SIDE



BOLD

* This model can only be equipped with a silk-screened glass and not with the translucent film.

DOUBLE SIDE



DOUBLE SIDE

D-Power presents a wider range to satisfy the growing needs in road signalling.

The ultrathin LED signals guarantee an high uniformity of backlighting and low maintenance. Designed and built according **EN12899**. The technology we use allows reaching the highest classes of the norm while keeping low the power consumption and overall sizes.

The backlit signals can be supplied with various traffic sign films according to the applicable road code, made using **Class 2 Superior translucent films***.

Available with several mounting options.

The new finishing color and design make them suitable for use in town centers, where the aesthetical impact is an important issue.

The LED backlit dividing marker includes the Class 2 Superior translucent film.



band-it



Ø 60

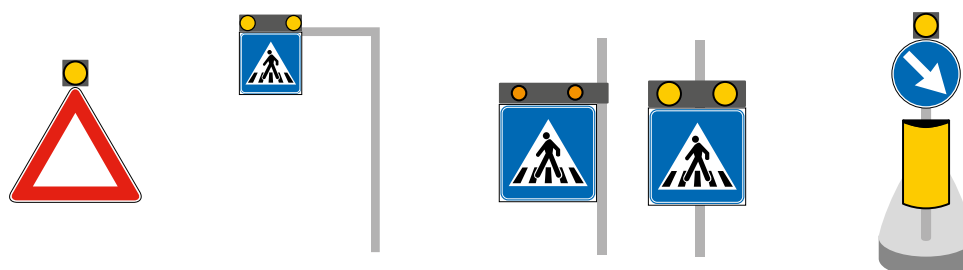











Ø 90





Some examples of applications:



	Certification: EN12899				Colour: ○				
LED backlit signs									
	single side	single side	double side	double side	single side	single side	single side	double side	single side
Light emiss. area [cm]	90 x 90	82 x 75	90 x 90	90 x 90	Ø 60	60 x 60	60 x 60	60 x 60	40 x 50
Power cons. 230V	54 w	40 w	50 w	42 w	-	40 w	40 w	40 w	-
Power cons. @12V	48 w	32 w	48 w	-	17 w	25 w	25 w	25 w	13 w
Dimensions [mm]	1000 x 1000 x 45	940 x 830 x 58	1005 x 1285 x 62	1065 x 1103 x 200	Ø 650 x 40	640 x 640 x 43	640 x 640 x 43	645 x 735 x 68	280 x 544 x 164