



ISS 90X90

DIRECTIONAL LED ARROWS.

Versions with **8** or **13** lights.

Optional remote control.






ON / OFF switch






Photodiode





Selector


Certification	Basic 211 EN12352 L8H		
Colour	●		
Power supply	12/24 VDC		
Models	 13 lights	 13 lights	 8 lights
Power cons.	30 Ah		30 Ah
Dimensions	900 x 900 x 153 mm		

ISS 60X60

Certification	Basic 102 EN12352 L2H		
Colour	●		
Power supply	12 VDC 24 VDC on request		
Models	 13 lights	 13 lights	 8 lights
Power cons.	28 Ah		28 Ah
Dimensions	620 x 620 x 79 mm		



ON / OFF switch



Photodiode



Selector