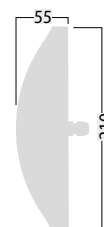





BASIC 211

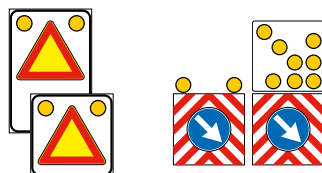
Basic 211 is the flat version of the Basic 210.

It is available in different models and it is suitable for all the applications where there is a need to warn, inform or guide road users.



Certification	EN12352 L8H - L8M
Input voltage	12/24 VDC
Colour	
Max. power consumption	6 W
Dimensions	Ø 210 x 55 mm

Flashing	Power cons. @12V
Flash LED (10%)	1.2 Ah /day
Tri Flash (5%+5%+5%)	1.8 Ah /day
Single (50%)	6 Ah /day
Steady	12 Ah /day



Some examples of applications:

