





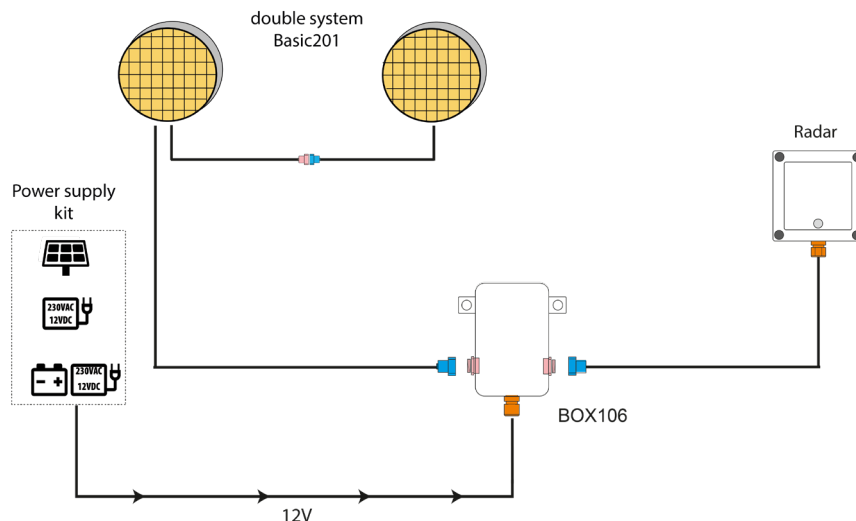


Instructions for system with radar

 <p>Radar</p>	 <p>Double system Basic201</p>	 <p>BOX106</p>	 <p>Display</p>  <p>BOX129</p>	 <p>Power supply kit</p>
OPTIONAL				

Radar system with Basic201 lamps:

- 1- Connect cable with connector from the double system Basic201 to the BOX106;
- 2- Connect cable with connector from radar to BOX106;
- 3- Connect the BOX106 cable to the power supply kit.



System with Basic201 lamps and SLOW DOWN display:

- 1- Connect cable with connector from the double system Basic201 to the BOX129;
- 2- Connect cable with connector from radar to BOX129;
- 3- Connect cable with connector from SLOW DOWN display to BOX129;
- 4- Connect the BOX129 cable to the power supply kit.

